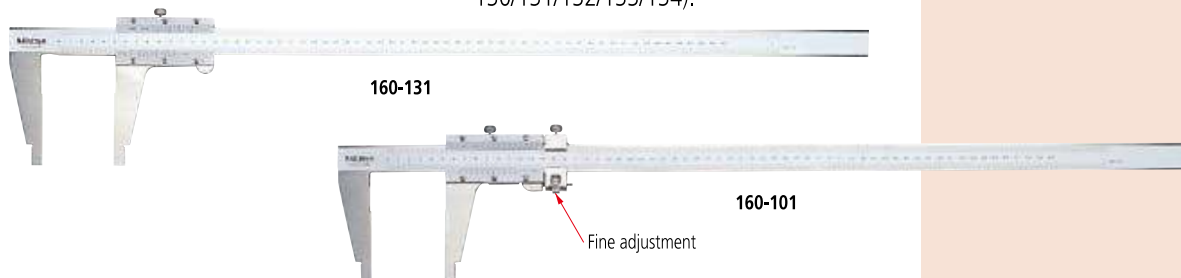


Calipers

An industry standard in measuring tools

Vernier Caliper SERIES 160 — with Nib Style Jaws and Fine Adjustment

- Inside and outside measurements can be read directly from the upper and lower vernier scales.
- The jaws have radiused measuring faces for accurate inside diameter (ID) measurement.
- With fine adjustment (except for 160-130/131/132/133/134).



SPECIFICATIONS

Metric with inside measurement vernier scale				
Order No.	Range*	Accuracy	Graduations	Remarks
160-130	0 (20) - 450mm	±0.10mm	0.05mm	without fine adjustment
160-131	0 (20) - 600mm			
160-132	0 (20) - 1000mm			
160-133	0 (20) - 1500mm			
160-134	0 (20) - 2000mm	±0.28mm		

* () : Minimum dimension in ID measurement

Metric with inside measurement vernier scale				
Order No.	Range*	Accuracy	Graduations	Remarks
160-127	0 (10) - 300mm	±0.04mm	0.02mm	—
160-128	0 (20) - 450mm	±0.05mm		
160-101	0 (20) - 600mm	±0.05mm		
160-104	0 (20) - 1000mm	±0.07mm		
160-110	0 (20) - 1500mm	±0.1mm		
160-113	0 (20) - 2000mm	±0.12mm		

* () : Minimum dimension in ID measurement

Metric/Inch with metric/inch double scale				
Order No.	Range*	Accuracy	Graduations	Remarks
160-150	0 (10) - 300mm	±0.04mm	0.02mm/.001"	+10mm/.394" to reading in inside measurement
160-151	0 (20) - 450mm	±0.05mm		+20mm/.787" to reading in inside measurement
160-153	0 (20) - 600mm	±0.05mm		
160-155	0 (20) - 1000mm	±0.07mm		
160-157	0 (20) - 1500mm	±0.1mm		
160-159	0 (20) - 2000mm	±0.12mm		

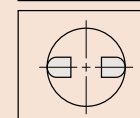
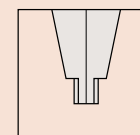
* () : Minimum dimension in ID measurement

Inch with inside measurement vernier scale				
Order No.	Range*	Accuracy	Graduations	Remarks
160-124	0 (.3") - 12"	±.0015"	.001"	—
160-116	0 (.5") - 18"	±.002"		
160-102	0 (.5") - 24"			
160-105	0 (1") - 40"	±.003"		
160-111	0 (1") - 60"	±.004"		
160-114	0 (1") - 80"	±.005"		

* () : Minimum dimension in ID measurement

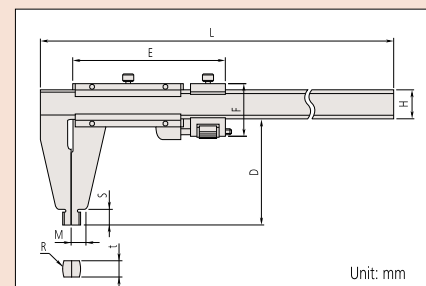
Inch/Metric with inch/metric double scale				
Order No.	Range*	Accuracy	Graduations	Remarks
160-125	0 (.3") - 12"	±.0015"	.001"/0.02mm	+3"/7.62mm to reading in inside measurement
160-119	0 (.5") - 18"	±.002"		+1"/25.4mm to reading in inside measurement
160-103	0 (.5") - 24"	±.002"		
160-106	0 (1") - 40"	±.003"		
160-112	0 (1") - 60"	±.004"		
160-115	0 (1") - 80"	±.005"		

* () : Minimum dimension in ID measurement



Radiused jaws for accurate ID measurement

DIMENSIONS



Unit: mm

Range	D	E	F	H	L	M	R	S	t
0-300mm/0-12"	75	103	38	20	445	10	R 5	12	3.8
0-450mm*	100	89	—	25	630	14.8	R10	18	6
0-450mm/0-18"	100	112	51	—	—	—	R10	—	6
0-600mm*	100	89	—	25	780	14.8	R10	18	6
0-600mm/0-24"	100	112	51	—	—	—	R10	—	6
0-1000mm*	140	111	—	32	1240	17	R10	24	8
0-1000mm/0-40"	140	150	62.5	—	—	—	R10	—	8
0-1500mm*	180	129	—	32	1800	19	R10	30	8
0-1500mm/0-60"	180	170	62.5	—	—	—	R10	—	8
0-2000mm*	180	129	—	40	2300	23	R10	30	12
0-2000mm/0-80"	180	180	78	—	—	—	R10	—	12

*: without fine adjustment