



Figure similar

Digital monitoring relay for 3-phase voltage with N-conductor Phase sequence can be activated Phase failure 3 x 90 to 400 V 50 to 60 Hz AC Undervoltage and overvoltage 90-400 V Hysteresis 1-20 V 0-20 s each for Umin and Umax 1 CO for Umin 1 CO for Umax screw terminal Successor product for 3UG3042-1BP50

product brand name	SIRIUS
product designation	Network monitoring relay with digital setting
design of the product	5 functions
product type designation	3UG4
General technical data	
product function	Phase monitoring relay
display version LED	No
design of the display	LCD
insulation voltage for overvoltage category III according to IEC 60664	690 V
• with degree of pollution 3 rated value	
degree of pollution	3
type of voltage	AC
• for monitoring	
• of the control supply voltage	AC
surge voltage resistance rated value	6 kV
protection class IP	IP20
shock resistance acc. to IEC 60068-2-27	sinusoidal half-wave 15g / 11 ms
vibration resistance acc. to IEC 60068-2-6	1 ... 6 Hz: 15 mm, 6 ... 500 Hz: 2g
mechanical service life (switching cycles) typical	10 000 000
electrical endurance (switching cycles) at AC-15 at 230 V typical	100 000
thermal current of the switching element with contacts maximum	5 A
reference code acc. to IEC 81346-2	K
relative repeat accuracy	1 %
Substance Prohibitance (Date)	01.05.2012 00:00:00
Product Function	
product function	
• undervoltage detection	Yes
• overvoltage detection	Yes
• phase sequence recognition	Yes
• phase failure detection	Yes
• asymmetry detection	Yes
• overvoltage detection 3 phase	Yes
• undervoltage detection 3 phases	Yes
• voltage window recognition 3 phase	Yes

<ul style="list-style-type: none"> adjustable open/closed-circuit current principle 	Yes
<ul style="list-style-type: none"> auto-RESET 	Yes
Control circuit/ Control	
control supply voltage at AC	
<ul style="list-style-type: none"> at 50 Hz rated value 	90 ... 400 V
<ul style="list-style-type: none"> at 60 Hz rated value 	90 ... 400 V
operating range factor control supply voltage rated value at AC at 50 Hz	
<ul style="list-style-type: none"> initial value 	1
<ul style="list-style-type: none"> full-scale value 	1
operating range factor control supply voltage rated value at AC at 60 Hz	
<ul style="list-style-type: none"> initial value 	1
<ul style="list-style-type: none"> full-scale value 	1
Measuring circuit	
adjustable response delay time	
<ul style="list-style-type: none"> with lower or upper limit violation 	0.1 ... 20 s
accuracy of digital display	+/-1 digit
Precision	
relative metering precision	5 %
Auxiliary circuit	
number of NC contacts delayed switching	0
number of NO contacts delayed switching	0
number of CO contacts delayed switching	2
operating frequency with 3RT2 contactor maximum	5 000 1/h
Main circuit	
number of poles for main current circuit	3
Outputs	
ampacity of the output relay at AC-15	
<ul style="list-style-type: none"> at 250 V at 50/60 Hz 	3 A
<ul style="list-style-type: none"> at 400 V at 50/60 Hz 	3 A
ampacity of the output relay at DC-13	
<ul style="list-style-type: none"> at 24 V 	1 A
<ul style="list-style-type: none"> at 125 V 	0.2 A
<ul style="list-style-type: none"> at 250 V 	0.1 A
operational current at 17 V minimum	5 mA
continuous current of the DIAZED fuse link of the output relay	4 A
Electromagnetic compatibility	
conducted interference	
<ul style="list-style-type: none"> due to burst acc. to IEC 61000-4-4 	2 kV
<ul style="list-style-type: none"> due to conductor-earth surge acc. to IEC 61000-4-5 	2 kV
<ul style="list-style-type: none"> due to conductor-conductor surge acc. to IEC 61000-4-5 	1 kV
field-based interference acc. to IEC 61000-4-3	10 V/m
electrostatic discharge acc. to IEC 61000-4-2	6 kV contact discharge / 8 kV air discharge
Galvanic isolation	
galvanic isolation	
<ul style="list-style-type: none"> between input and output 	Yes
<ul style="list-style-type: none"> between the outputs 	Yes
<ul style="list-style-type: none"> between the voltage supply and other circuits 	Yes
Connections/ Terminals	
product function removable terminal for auxiliary and control circuit	Yes
type of electrical connection	screw-type terminals
type of connectable conductor cross-sections	
<ul style="list-style-type: none"> solid 	1x (0.5 ... 4 mm ²), 2x (0.5 ... 2.5 mm ²)
<ul style="list-style-type: none"> finely stranded with core end processing 	1x (0.5 ... 2.5 mm ²), 2x (0.5 ... 1.5 mm ²)

<ul style="list-style-type: none"> • at AWG cables solid • at AWG cables stranded 	2x (20 ... 14) 2x (20 ... 14)
connectable conductor cross-section	
<ul style="list-style-type: none"> • solid • finely stranded with core end processing 	0.5 ... 4 mm ² 0.5 ... 2.5 mm ²
AWG number as coded connectable conductor cross section	
<ul style="list-style-type: none"> • solid • stranded 	20 ... 14 20 ... 14
tightening torque with screw-type terminals	0.8 ... 1.2 N·m



Installation/ mounting/ dimensions

mounting position	any
fastening method	snap-on mounting
height	102 mm
width	22.5 mm
depth	91 mm
required spacing	
<ul style="list-style-type: none"> • with side-by-side mounting <ul style="list-style-type: none"> — forwards — backwards — upwards — downwards — at the side • for grounded parts <ul style="list-style-type: none"> — forwards — backwards — upwards — at the side — downwards • for live parts <ul style="list-style-type: none"> — forwards — backwards — upwards — downwards — at the side 	0 mm 0 mm 0 mm 0 mm 0 mm 0 mm 0 mm 0 mm 0 mm 0 mm 0 mm 0 mm 0 mm 0 mm 0 mm

Ambient conditions

installation altitude at height above sea level maximum	2 000 m
ambient temperature	
<ul style="list-style-type: none"> • during operation • during storage • during transport 	-25 ... +60 °C -40 ... +85 °C -40 ... +85 °C

Certificates/ approvals

General Product Approval	EMC	Declaration of Conformity	Test Certificates
			
CCC	UL	RCM	EG-Konf.

[Miscellaneous](#)

[Type Test Certificates/Test Report](#)

Test Certificates	Marine / Shipping	other	Railway
-------------------	-------------------	-------	---------

[Special Test Certificate](#)



LRS



DNV-GL

[Confirmation](#)

[Vibration and Shock](#)

Further information

Information- and Downloadcenter (Catalogs, Brochures,...)

<https://www.siemens.com/ic10>

Industry Mall (Online ordering system)

<https://mall.industry.siemens.com/mall/en/en/Catalog/product?mlfb=3UG4616-1CR20>

Cax online generator

<http://support.automation.siemens.com/WW/CAXorder/default.aspx?lang=en&mlfb=3UG4616-1CR20>

Service&Support (Manuals, Certificates, Characteristics, FAQs,...)

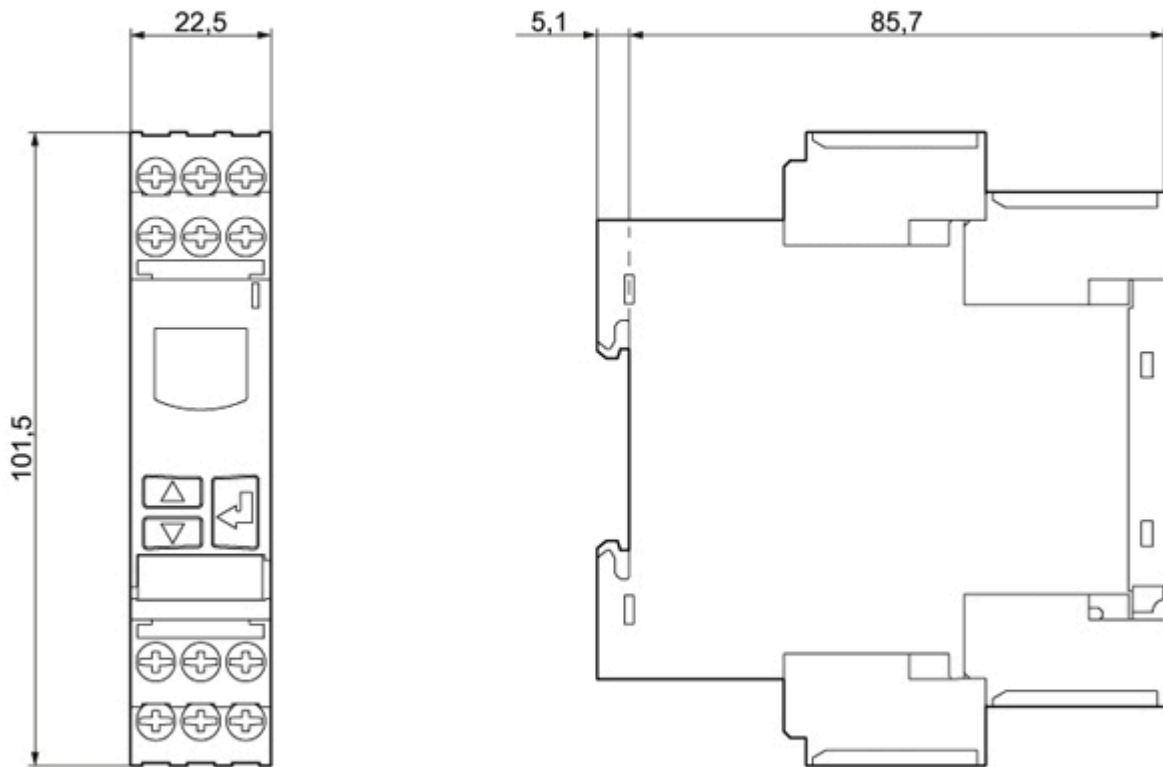
<https://support.industry.siemens.com/cs/ww/en/ps/3UG4616-1CR20>

Image database (product images, 2D dimension drawings, 3D models, device circuit diagrams, EPLAN macros, ...)

http://www.automation.siemens.com/bilddb/cax_de.aspx?mlfb=3UG4616-1CR20&lang=en

Characteristic: Derating

<https://support.industry.siemens.com/cs/ww/en/ps/3UG4616-1CR20/manual>



last modified:

12/18/2020 